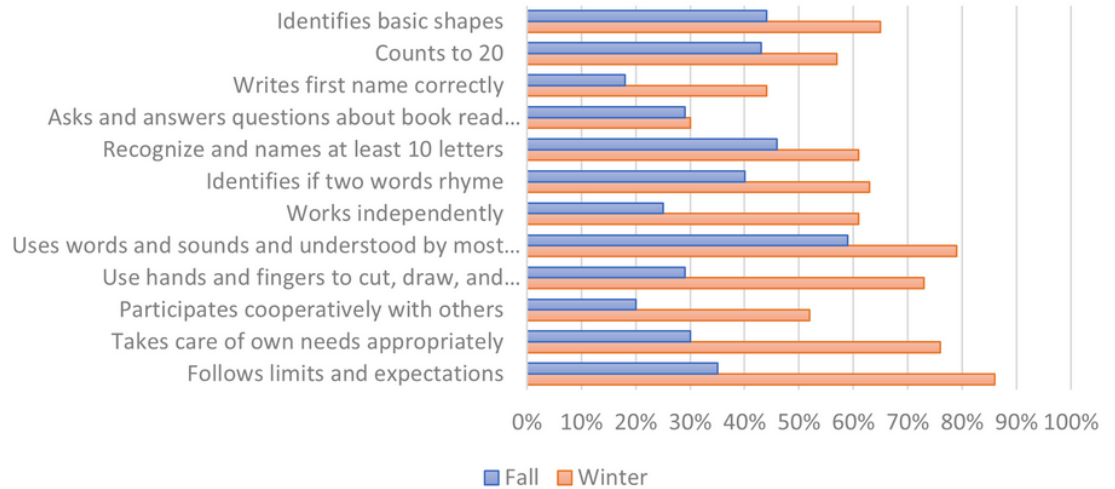



Pace Community Action Agency currently operates five Head Start/Early Head Start sites with a total of thirteen classrooms located in Knox, Daviess, Greene, and Sullivan Counties. Children are assessed at least three times each school year, and results from the assessments are collected, analyzed, and aggregated. This report provides school readiness outcome data from the 2nd assessment. This information is used to inform program goals and identify professional development needs.



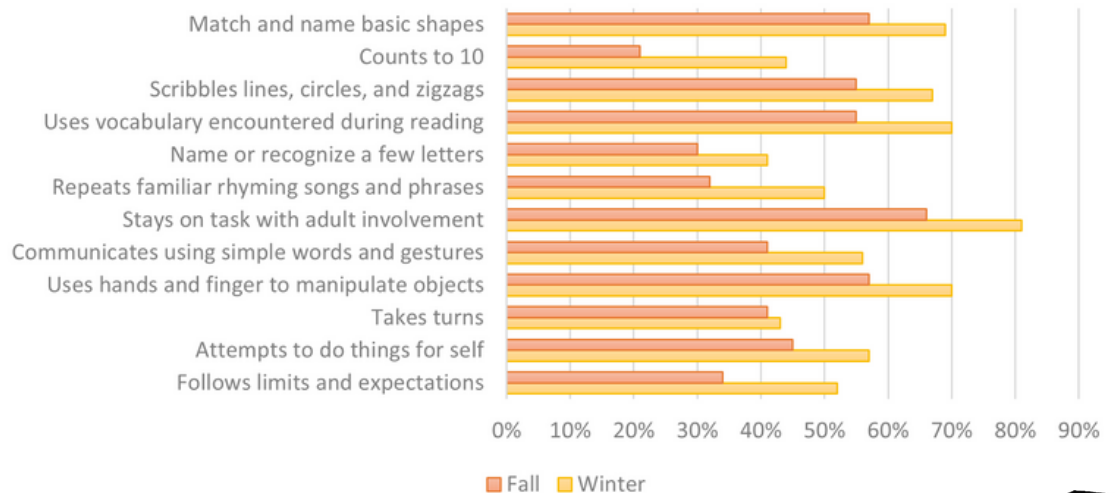
Head Start Children Transitioning to Kindergarten Meeting School Readiness Goals



In our classrooms, children learn through play. For young children this is the best way to learn and retain information. Teachers plan intentional and individualized activities that encourage children to investigate, predict, create, and analyze. Experiences focus on core early development skills such as approaches to learning, language, literacy, math, science, motor, and social-emotional development.



EHS Children Transitioning to Preschool Meeting School Readiness Goals



Mid-Year Impact Data

1 Brigrance Screening Tool Results

Children are assessed within 45 days of the child's enrollment using the Brigrance Head Start Screens III, a research-based screening tool. The screening provides a quick, easy and accurate snapshot of skills that are critical predictors of school success. Teachers use the information from the screening to help identify indicators of early developmental delays.

ABOVE NORMAL LIMITS	61
WITHIN NORMAL LIMITS	167
BELOW NORMAL LIMITS	119
UNTESTABLE	3

A child's health impacts learning and school readiness. Pace ensures children are up to date on all of their health screenings. Referrals are provided to families if a child needs further testing or follow up. Requirements within 45 days of a child's enrollment include a developmental, vision, and hearing screening. Within 90 days, children are required to have blood pressure, dental, growth assessment, hemoglobin, and lead screening.

Cumulative Enrollment

Head Start - 210 Early Head Start -112

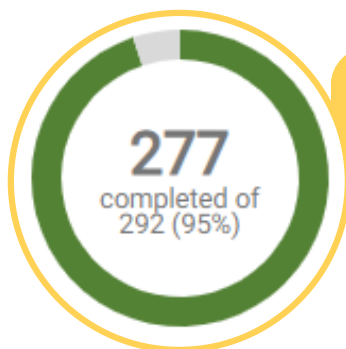
Funded Enrollment

Head Start - 194 Early Head Start - 101

2 IEP/IFSP

When teachers identify indicators of early developmental delays, referrals are made to the appropriate agency. Through our assessments and referrals, children may begin receiving services. An IEP (Individual Education Plan) or IFSP (Individual Family Service Plan) may be developed to support the child's development success. IEP's support children ages 3-5. IFSP's support children from birth to three.

	Start of school year	Present
Funded Enrollment	295	295
IEP	47	56
IFSP	15	14
Total of IEPs and IFSPs	62	70
Percentage	21%	23.7%



45 Day

Developmental, Hearing, Vision

90 Day

Blood pressure, dental, growth assessment, hemoglobin, and lead

